



### District Report Card: 2017


<b>State:</b> Puducherry	<b>District:</b> Karaikal
<b>Class:</b> 5	<b>Subject:</b> Language
<b>Schools:</b> 64	<b>Students:</b> 843


### Participation/Coverage


#### Students

<div>GENDER</div> <div></div>	Boys		Girls	
	Number	%	Number	%
	420	49.82	423	50.18

<div>AREA</div> <div></div>	Rural		Urban	
	Number	%	Number	%
	618	73.31	225	26.69

<div>CATEGORY</div> <div></div>	SC		ST		OBC		GEN	
	Number	%	Number	%	Number	%	Number	%
	306	36.30	3	0.36	489	58.01	45	5.34

<div>CWSN</div> <div></div>	LD	VI	HI	S&LD	ID	Oth
	1	1	1	0	2	1

<div>Management</div> <div></div>	Government		Government-aided	
	Number	%	Number	%
	816	96.80	27	3.20

### Average Performance of Students in Language (%)

Overall	Gender		Area		Management		Social Group			
	Male	Female	Rural	Urban	Govt.	Aided	SC	ST	OBC	GEN
55.91	54.54	57.27	57.07	52.74	56.44	40.00	58.02	40.00	55.06	51.85

## Performance on Learning Outcomes (LOs)

Learning Outcomes	Description	Average Performance(%)
L504	Reads and comprehends independently storybooks, news items/ headlines, advertisements etc.	54.33
L508	Reads text with comprehension, locates details and sequence of events	56.70

Range of Performance of Students who Answered Correctly							
Below 30%		30% - 50%		50% - 75%		Above 75%	
Number	%	Number	%	Number	%	Number	%
103	12.22	255	30.25	301	35.71	184	21.83

## Lowest Performing Learning Outcomes (LOs)

- 1 - Reads and comprehends independently storybooks, news items/ headlines, advertisements etc. (54.33)
- 2 - Reads text with comprehension, locates details and sequence of events (56.70)